









LESSON 2


1. You have learned these different symbols; write their English names underneath the symbol:

 <hr style="width: 100%;"/>	 <hr style="width: 100%;"/>	 <hr style="width: 100%;"/>
 <hr style="width: 100%;"/>	 <hr style="width: 100%;"/>	 <hr style="width: 100%;"/>

2. There are three different ways to go "up one" ... what is the difference between each?









3. How many separate symbols are there for ascending and descending in pitch?

(not combination symbols) _____

4. When ascending, Byzantine music is read from the bottom up. So, what's the difference between:



and



4. What is the same and different about these two symbols?



and



PRACTICE: Use "La", note names, and the words.

^{NH}

 Praise the Lord, from the heav - - - ens, praise Him in
 the high-est.

CHALLENGE EXERCISE:

Try to chant this exercise using the note names. (If necessary, write the note names beneath the symbols.) This requires a good memory of the note names and their order.

Ni Vou Pa...

Ke Dhi Ga...

Dhi Dhi Ni